



ELSEVIER

Contents lists available at ScienceDirect

Theoretical Computer Science

www.elsevier.com/locate/tcs



A genetically modified Hoare logic

G. Bernot^{a,*}, J.-P. Comet^{a,*}, Z. Khalis^a, A. Richard^a, O. Roux^{b,*}^a University Côte d'Azur, I3S laboratory, UMR CNRS 7271, CS 40121, 06903 Sophia Antipolis Cedex, France^b LS2N UMR CNRS 6004, BP 92101, 1 rue de la Noë, 44321 Nantes Cedex 3, France

ARTICLE INFO

Article history:

Received 8 March 2017

Received in revised form 2 October 2017

Accepted 3 February 2018

Available online 6 February 2018

Communicated by L. Kari

Keywords:

Hoare logic

Gene regulatory networks

Thomas networks

Parameter identification

Soundness and completeness

ABSTRACT

An important problem when modelling gene networks lies in the identification of parameters, even when using a discrete framework such as the one of René Thomas. We present in this article a new approach based on Hoare logic to generate constraints on parameter values. Specifications of observed behaviours play a role comparable to programs in the classical Hoare logic, and deduced weakest preconditions characterize the sets of all compatible parameterizations, expressed as constraints on parameters. Besides being natural and simple, our Hoare logic approach is remarkably powerful and, among others, it allows one to express external interventions of the biologist *during* experiments such as knockouts. In supplementary materials, we give a proof of soundness of our Hoare logic for gene networks as well as a proof of completeness and decidability based on the notion of the weakest precondition.

© 2018 Elsevier B.V. All rights reserved.

1. Introduction

Different frameworks for studying the behaviour of gene networks in a systematic way have been proposed. Among them, ordinary differential equations played an important role, which however mostly lead to numerical simulations. Besides, the abstraction procedure of René Thomas [1], approximating sigmoid functions by step functions, makes it possible to describe the qualitative dynamics of gene networks as paths in a finite state space. Nevertheless this qualitative description of the dynamics is still governed by a set of parameter values, which, although becoming small integers, remain difficult to deduce from classical experimental knowledge. In this context, we are interested in the exhaustive search of parameter values that are consistent with specifications formalizing the experimentally observed behaviours of gene regulatory networks. In addition an important quality of our approach, which is not addressed by other formalisms, is to take into account external interventions of the biologists *during* the experiments (e.g. knockouts).

Several works were undertaken with the objective to identify the parameters. The application of temporal logic to gene regulatory networks was presented in [2,3], then constraint programming was used in [4,5]. In this paper, we present a somewhat unexpected application of formal methods to biology through a new approach based on Hoare logic [6] and its associated weakest precondition calculus [7] that generates constraints on parameters. The formalism on which we decided to apply this idea is the one of René Thomas because it is now universally recognized as the reference framework for discrete modelling of gene networks. The key point of our proposal is to define a language able to capture the actual traces observed by molecular biologists during a set of experiments (either at the transcriptomic or proteomic level [8]). We have designed a language which is expressive enough to *specify* sets of observed traces as well as external interventions

* Corresponding authors.

E-mail addresses: bernot@unice.fr (G. Bernot), comet@unice.fr (J.-P. Comet), Olivier.Roux@irccyn.ec-nantes.fr (O. Roux).

during the biological experiments, while preserving the completeness of a corresponding extended Hoare logic. Since this method avoids building the complete state graph, it results in a powerful technique to find out the constraints representing the set of consistent parameterizations with a tangible gain for computation time. Indeed, the weakest precondition proof strategy which extracts the constraints, goes through the trace specification syntax but is independent of the size of the gene network.

The paper is organized as follows. The basic concepts of classical Hoare logic and its associated Dijkstra weakest precondition are quickly reminded in Section 2. The classical formal definitions for Thomas discrete gene regulatory networks are reminded in Section 3. Section 4 gives our definition of (genetically modified) Hoare triples, including the assertion language and the trace specification language. In Section 5, an extended Hoare logic for gene networks is defined for Thomas discrete models. In Section 6, the small example of the *incoherent feedforward loop of type 1* (made popular by Uri Alon in [9,10]) highlights the whole process of our approach to find out the suitable parameter values. Section 7 sketches the previously existing methods for formal identification of discrete parameters in gene network models. We conclude in Section 8. Supplementary materials provide the mathematical semantics of these extended Hoare triples, a proof of soundness of our Hoare logic for gene networks, and a proof of completeness and decidability.

2. Basics of Hoare logic

The Hoare logic is a formal system for reasoning about the correctness of imperative programs. In [6], Tony Hoare introduced the notation “ $\{P\} p \{Q\}$ ” to mean “If the assertion P (precondition) is satisfied before performing the program p and if the program terminates, then the assertion Q (postcondition) will be satisfied afterwards.” This constitutes *de facto* a specification of the program under the form of a triple, called the Hoare triple. In [7], Edsger Dijkstra has defined an algorithm taking the postcondition Q and the program p as input and computing the *weakest precondition* P_0 that ensures Q if p terminates. In other words, *weakest* means that the Hoare triple $\{P_0\} p \{Q\}$ is satisfied and that for any precondition P , $\{P\} p \{Q\}$ is satisfied if and only if $P \Rightarrow P_0$ is semantically satisfied. Notice that *weakest precondition means that it does not contain any useless condition, so, it means that the set of states that satisfy the weakest precondition is the largest one*. The basic idea is to stamp the sequential steps of a program with assertions that are inferred according to the instruction they surround.

Within the following inference rules, p , p_1 and p_2 stand for programs, P , P_1 , P_2 , I and Q stand for first-order assertions on the variables of the program, v stands for a variable of the imperative program, and $Q[v \leftarrow expr]$ means that $expr$ is substituted to each free occurrence of v in Q :

Assignment:
$$\frac{}{\{Q[v \leftarrow expr]\} v := expr \{Q\}}$$

Sequential composition:
$$\frac{\{P_2\} p_2 \{Q\} \quad \{P_1\} p_1 \{P_2\}}{\{P_1\} p_1; p_2 \{Q\}}$$

Conditional branching:
$$\frac{\{P_1\} p_1 \{Q\} \quad \{P_2\} p_2 \{Q\}}{\{(e \wedge P_1) \vee (\neg e \wedge P_2)\} \text{if } e \text{ then } p_1 \text{ else } p_2 \{Q\}}$$

Iteration:
$$\frac{\{e \wedge I\} p \{I\} \quad \neg e \wedge I \Rightarrow Q}{\{I\} \text{while } e \text{ with } I \text{ do } p \{Q\}}$$

Empty program:
$$\frac{P \Rightarrow Q}{\{P\} \varepsilon \{Q\}} \quad (\text{where } \varepsilon \text{ stands for the empty program})$$

The *Iteration* rule deserves some comments. The assertion I is called the *loop invariant* and it is well known that finding the weakest loop invariant (if any) is undecidable in general [11,12]. So, Tony Hoare asks the programmer to give a loop invariant explicitly (*with I*). There are approaches to help finding loop invariants such as the iterative approach adopted in ASTREE [13] (abstract interpretation [14]).

Some authors prefer the following iteration rule
$$\frac{\{e \wedge I\} p \{I\}}{\{I\} \text{while } e \text{ with } I \text{ do } p \{ \neg e \wedge I \}}$$
 that requires the application of the empty program rule to become equivalent to our version. By doing so, these authors put the light on the fact that within a program, each *while* instruction carries its own (sub)specification and it can consequently be proved apart from the rest of the program.

From the standard set of Hoare logic rules, the following proof strategy builds a proof tree that computes the weakest precondition [7].

Definition 2.1. (*Dijkstra Backward strategy*). Let $\{P\} p \{Q\}$ be a Hoare triple. We call *backward strategy* the proof strategy defined inductively on p as follows:

1. If p is of the form $p_1; p_2$ where p_2 is made of a single instruction, then apply the *Sequential composition* rule.
2. If p is a single instruction, then apply the corresponding rule (*Iteration* rule, *Conditional branching* rule or *assignment* rule).
3. Only after steps 1 and 2 have fully treated p , i.e. when all instructions have been treated, apply the *Empty program* rule.

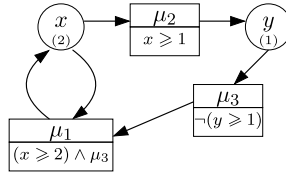


Fig. 1. The graphical representation of a gene regulatory graph $R = (V, M, E_V, E_M)$ with $V = \{x, y\}$, the bounds of x and y are respectively 2 and 1, $M = \{\mu_1, \mu_2, \mu_3\}$, φ_{μ_1} is $(x \geq 2) \wedge \mu_3$, φ_{μ_2} is $(x \geq 1)$, φ_{μ_3} is $\neg(y \geq 1)$.

Notice that, these three items being mutually exclusive, the backward strategy generates a unique proof tree. (In addition, the remaining leaves of the proof tree must be handled using first order logic and arithmetic knowledge.)

By doing so, the precondition P_0 obtained just before applying the last *Empty program* rule is the weakest precondition. According to Stephen Cook [15], the Hoare logic is complete assuming that each loop invariant in the program is the weakest loop invariant with respect to the condition computed just at the right of its *while* statement. More technically, a program with a *while* statement is of the form: “ p_1 ; *while* e with I *do* p ; p_2 .” The Dijkstra backward strategy computes inductively the weakest precondition Q_2 such that, after the execution of p_2 , the postcondition is satisfied. So Q_2 becomes the postcondition of the *while* statement. Cook’s result is then valid when the invariant I is the weakest condition that ensures Q_2 if the program exits from the *while* statement. All in all, Cook’s result means that the Hoare triple $\{P\} p \{Q\}$ is correct if and only if $P \Rightarrow P_0$ is semantically satisfied. So the full completeness of the Hoare logic depends on two things: a sufficient expressive power to express all the previously mentioned weakest loop invariants and the existence of a first-order proof tree for $P \Rightarrow P_0$ whenever it is semantically satisfied. Technically, this relies on the expressiveness of the chosen underlying assertion language [16].

The most striking feature of the backward strategy for Hoare logic is that, owing to very simple sequences of syntactic formula manipulations, we capture the mathematical semantics of a program within first order logic. Nevertheless, it is worth noticing that we only address *partial* correctness since Hoare logic does not give any proof of the termination of the program (*while* instructions may induce infinite loops).

3. Basics of discrete gene regulatory network models

This section presents the formal framework based on the discrete modelling method of René Thomas [17,18] and introduced in [19]. As shown in Fig. 1, a gene regulatory graph is visualized as a labelled directed graph in which vertices are either *variables* (within circles) or *multiplexes* (within rectangles). Variables abstract genes or their products, and multiplexes contain propositional formulas that encode situations in which a group of variables (inputs of multiplexes) influence the evolution of some variables (outputs of multiplexes). In the figure the simple multiplex μ_2 expresses that the variable x can help the activation of the variable y when its state is at least equal to 1. In general, multiplexes can represent combined biological phenomena, one of the simplest being the formation of complexes (in which case the formula would simply contain a conjunction). In the figure, the situation of μ_1 is a little bit more elaborated: It reflects an auto-activation of x at level 2 which is controlled by μ_3 . Because μ_3 contains a negation, μ_1 does not model a positive cooperation of x and y : The auto-activation of x is *inhibited* by y .

So, in this example, there are three qualitatively interesting intervals of expression levels for x : an interval called 0, where x can neither act on y nor on itself, an interval called 1, where x can act on y and never on itself, and an interval called 2, where x can act on y as well as on itself provided that μ_3 is satisfied. From the biological point of view, there is a threshold (*i.e.* a given number of intracellular molecules produced by x) such that x is unable (*resp.* able) to act on its target gene if its expression level is under (*resp.* over) the threshold.

We say that the bound of x is $b_x = 2$ and similarly there are only 2 qualitatively interesting intervals for y , so the bound of y is $b_y = 1$.

In general, this labelled directed graph is formally defined as follows.

Definition 3.1. A gene regulatory graph with multiplexes is a tuple $R = (V, M, E_V, E_M)$ satisfying the following conditions:

- V and M are disjoint sets, whose elements are called *variables* and *multiplexes* respectively.
- $G = (V \cup M, E_V \cup E_M)$ is a labelled directed graph such that:
 - Edges of E_V start from a variable and end to a multiplex, and edges of E_M start from a multiplex and end to either a variable or a multiplex.
 - Every directed cycle of G contains at least one variable.
 - Every variable v of V is labelled by a positive integer b_v called the *bound* of v .
 - Every multiplex m of M is labelled by a formula φ_m belonging to the language \mathcal{L}_m inductively defined by:

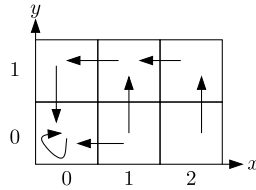


Fig. 2. State graph obtained according to Definition 3.5, following Fig. 1 and arbitrarily assuming that $K_x = 0$, $K_{x,\mu_1} = 2$, $K_y = 0$ and $K_{y,\mu_2} = 1$.

- If $v \rightarrow m$ belongs to E_V and $s \in \mathbb{N}$, then $v \geq s$ is an atom of \mathcal{L}_m .
- If $m' \rightarrow m$ belongs to E_M then m' is an atom of \mathcal{L}_m .
- If φ and ψ belong to \mathcal{L}_m then $\neg\varphi$, $(\varphi \wedge \psi)$ and $(\varphi \vee \psi)$ also belong to \mathcal{L}_m .

All in all, the discrete values of a variable x abstract intervals of quantity of molecules produced by x within the cell. These intervals are obtained by sorting the activation thresholds of x on its targets. Consequently only the knowledge of the thresholds order is useful and not their actual values. The multiplexes use these abstract levels in order to encode peculiar biological knowledge into formulas that define the conditions under which the regulation positively acts on its targets. If there is no peculiar knowledge about cooperation over a given target, there is one multiplex per regulating gene acting on this target, whose formula is reduced to an atom.

Successive multiplexes can be combined by flattening their formulas:

Definition 3.2. The *flatten version* of a formula φ_m , denoted $\overline{\varphi_m}$, is obtained by recursively substituting each occurrence of a multiplex m' in φ_m by its formula $\varphi_{m'}$ (this recursive process of substitutions is well defined because G has no directed cycle with only multiplexes).

In Fig. 1, the flatten formula $\overline{\varphi_{\mu_1}}$ is $(x \geq 2) \wedge \neg(y \geq 1)$.

As a result of the flattening transformation, all the atoms of a flatten formula are of the form $v \geq s$.

A *state* is obviously an assignment of integer values to the variables v of V within the intervals $[0, b_v]$. According to a given state, by replacing variables by their values, $\overline{\varphi_m}$ becomes a propositional formula whose atoms are the results of the integer inequalities.

Definition 3.3. (States η , satisfaction relation \models_N and resources ρ). Let N be a GRN and V be its set of variables. A *state* of N is a function $\eta: V \rightarrow \mathbb{N}$ such that $\eta(v) \leq b_v$ for all $v \in V$. Let \mathcal{L} be the set of propositional formulas whose atoms are of the form $v \geq s$ with $v \in V$ and $s \in \mathbb{N}^*$. The satisfaction relation \models_N between a state η of N and a formula φ of \mathcal{L} is inductively defined by:

- If φ is an atom of the form $v \geq s$, then $\eta \models_N \varphi$ if $\eta(v) \geq s$.
- If $\varphi \equiv \psi_1 \wedge \psi_2$ then $\eta \models_N \varphi$ if $\eta \models_N \psi_1$ and $\eta \models_N \psi_2$; and we proceed similarly for the other connectives.

Given a variable $v \in V$, a multiplex $m \in N^-(v)$ (where $N^-(v)$ is the set of multiplexes m such that $m \rightarrow v$ belongs to the interaction graph of N) is a *resource* of v at state η if $\eta \models_N \overline{\varphi_m}$.

The set of *resources* of v at state η is $\rho(\eta, v) = \{m \in N^-(v) \mid \eta \models_N \overline{\varphi_m}\}$.

According to Fig. 1, at the state where $\eta(x) = 2$ and $\eta(y) = 1$, $\overline{\varphi_{\mu_2}}$ is satisfied and consequently μ_2 is the only resource of y . On the contrary $\overline{\varphi_{\mu_1}}$ is false and consequently the set of resources of x is empty.

The equilibrium toward which the expression level of a gene v is attracted only depends on its set ω of resources. The interval number between 0 and b_v containing this equilibrium is classically denoted $K_{v,\omega}$ [20,21,17,22,2,19].

Definition 3.4. A *gene regulatory network* (GRN for short) is a couple $N = (V, M, E_V, E_M, \mathcal{K})$ satisfying the following conditions:

- $R = (V, M, E_V, E_M)$ is a gene regulatory graph with multiplexes,
- $\mathcal{K} = \{K_{v,\omega}\}$ is a family of integers indexed by $v \in V$ and $\omega \subset N^-(v)$, where $N^-(v)$ is the set of multiplexes m such that $m \rightarrow v$ is an edge of E_M . Each $K_{v,\omega}$ must satisfy $0 \leq K_{v,\omega} \leq b_v$.

A usual notation abuse is the following: we write K_v instead of $K_{v,\emptyset}$ and we write $K_{v,m_1 m_2 \dots}$ instead of $K_{v,\{m_1, m_2, \dots\}}$.

At a given state η , each variable v tries to evolve in the direction of parameter $K_{v,\rho(\eta,v)}$. Hence, at state η , v can increase if $\eta(v) < K_{v,\rho(\eta,v)}$, it can decrease if $\eta(v) > K_{v,\rho(\eta,v)}$, and v is stable if $\eta(v) = K_{v,\rho(\eta,v)}$.

In Fig. 2, at the state (2, 1), we have $K_x = 0 < \eta(x) = 2$ and $K_{y,\mu_2} = \eta(y) = 1$, but (0, 1) is not a successor state of (2, 1) because the protein degradation occurs one protein after the other and consequently the concentration level of x cannot jump from 2 to 0. Consequently (1, 1) is the next state.

At (1, 0), both $K_x = 0 < \eta(x) = 1$ and $K_{y,\mu_2} = 1 > \eta(y) = 0$, but the probability for x and y to cross their threshold exactly at the same time is null [20,21,17,22,2,19].¹ Consequently, there are two possible next states: (0, 0) if x crosses its threshold first and (1, 1) if y crosses its threshold first.

So, Thomas method assumes that variables evolve asynchronously and by unit steps toward their respective target levels:

Definition 3.5 (State graph). Let $N = (V, M, E_V, E_M, \mathcal{K})$ be a GRN. The *state graph* of N is the directed graph S whose set of vertices is the set of states of N , and such that there exists an edge (called transition) $\eta \rightarrow \eta'$ if one of the following conditions is satisfied:

- For all variables $v \in V$ we have $\eta(v) = K_{v,\rho(\eta,v)}$, and then $\eta' = \eta$.
- There exists $v \in V$ such that $\eta(v) \neq K_{v,\rho(\eta,v)}$, and

$$\eta'(v) = \begin{cases} \eta(v) + 1 & \text{if } \eta(v) < K_{v,\rho(\eta,v)} \\ \eta(v) - 1 & \text{if } \eta(v) > K_{v,\rho(\eta,v)} \end{cases} \quad \text{and} \quad \forall u \neq v, \eta'(u) = \eta(u).$$

For each variable v such that $\eta(v) \neq K_{v,\rho(\eta,v)}$, there is a transition allowing v to evolve (± 1) toward its focal level $K_{v,\rho(\eta,v)}$. Every outgoing transition of η is supposed to be possible, so that there is a non-determinism as soon as η has several outgoing transitions. Fig. 2 represents a complete state graph.

4. Syntax of Hoare triples for gene networks

In order to formalize known information about a gene network, we introduce in this section a language to express properties of states (assertions) and a language to express properties of state transitions (trace specifications).

4.1. Assertions for discrete models of gene networks

Definition 4.1 (Terms and assertions). Let $N = (V, M, E_V, E_M, \mathcal{K})$ be a GRN. The *well formed terms* for N are inductively defined by:

- Each integer $n \in \mathbb{N}$ constitutes a well formed term
- For each variable $v \in V$, the name of the variable v , considered as a symbol, constitutes a well formed term.
- Similarly, for each $v \in V$ and for each subset ω of $N^-(v)$, the symbol $K_{v,\omega}$ constitutes a well formed term.
- If t and t' are well formed terms then $(t + t')$ and $(t - t')$ are also well formed terms.

Let $N = (V, M, E_V, E_M, \mathcal{K})$ be a GRN. The *assertions* for N are inductively defined by:

- If t and t' are well formed terms then $(t = t')$, $(t < t')$, $(t > t')$, $(t \leq t')$ and $(t \geq t')$ are atomic assertions for N .
- If φ and ψ are assertions for N then $\neg\varphi$, $(\varphi \wedge \psi)$, $(\varphi \vee \psi)$ and $(\varphi \Rightarrow \psi)$ are also assertions for N .

A state η of the network N satisfies an assertion φ if and only if its interpretation is valid in \mathbb{Z} , after substituting each variable v by $\eta(v)$ and each symbol $K_{v,\omega}$ by its value according to the family \mathcal{K} . We note $\eta \models_N \varphi$.

Moreover, conventionally, we denote “ \top ” the tautology (e.g. “ $1 = 1$ ”).

4.2. Trace specifications for discrete models of gene networks

When biologists observe the dynamics of gene expression levels along a set of experiments, they extract, as a direct experimental knowledge, some sets of observed *traces* (see Fig. 3). It is consequently of first interest to see these sets of observations as basic elements for the specification of gene networks.

Definition 4.2 (Trace specifications). Let $N = (V, M, E_V, E_M, \mathcal{K})$ be a GRN. The set of *trace specifications* for N is inductively defined by:

¹ Indeed, biologically, each threshold corresponds to a precise number of molecules produced by x or y respectively in the cell. So, there is a probability 0 for the degradation to make the number of x -molecules cross the x -threshold *exactly at the same time* as a new molecule produced by y makes the y -threshold crossed (a sufficiently precise time scale will distinguish the two events).

- For each $v \in V$ and $n \in [0, b_v]$ the expressions $v+$, $v-$ and $v := n$ are atomic trace specifications (respectively increase, decrease or assignment).
- If e is an assertion for N , then the expression $\text{assert}(e)$ is an atomic trace specification.
- If p_1 and p_2 are trace specifications then $(p_1; p_2)$ is also a trace specification (sequential composition). Moreover the sequential composition is associative, so that we can write $(p_1; p_2; \dots; p_n)$ without intermediate parentheses.
- If p is a trace specification and if e and I are assertions for N , then $(\text{while } e \text{ with } I \text{ do } p)$ is also a trace specification. The assertion I is called the invariant of the *while* loop.
- If p_1 and p_2 are trace specifications then $\forall(p_1, p_2)$ and $\exists(p_1, p_2)$ are also trace specifications (quantifiers). Moreover the quantifiers are associative and commutative, so that we can write $\forall(p_1, p_2, \dots, p_n)$ and $\exists(p_1, p_2, \dots, p_n)$ as useful abbreviations.

Conventionally, we denote:

- ε (called the *empty trace*) the trace specification $\text{assert}(\top)$.
- If e then p_1 else p_2 (called *conditional branching*) the trace specification $\exists(\text{assert}(e); p_1, \text{assert}(\neg e); p_2)$, where p_1 and p_2 are any trace specifications and e is an assertion for N .

Intuitively, $v+$ (resp. $v-$) means that the biologist has observed that the expression level of variable v is increasing by one unit (resp. decreasing by one unit). $v := n$ means that the biologist has set the concentration level for gene v to the value n during the experiment (e.g. $v := 0$ for a knockout or $v := b_v$ for a saturation of the product of v). $\text{assert}(e)$ allows one to express a property of the current state without change of state. Sequential composition allows one to concatenate two trace specifications. The loop invariant I , as in classical Hoare logic, is a way to handle an unknown number of trace repetitions: It will facilitate proofs of Hoare triples. Finally it becomes possible to group together several trace specifications thanks to the quantifiers \forall and \exists . These intuitions are formalized as follows via a binary relation between states and sets of states.

Notation 4.3. For a state η , a variable v and $i \in [0, b_v]$, we note $\eta[v \leftarrow i]$ the state η' such that $\eta'(v) = i$ and for all $u \neq v$, $\eta'(u) = \eta(u)$.

Definition 4.4 (*Mathematical semantics of a trace specification*). Let $N = (V, M, E_V, E_M, \mathcal{K})$ be a GRN, let \mathcal{S} be the state graph of N whose set of vertices is denoted S and let p be a trace specification for N . The binary relation $\overset{p}{\rightsquigarrow}$ is the smallest subset of $S \times \mathcal{P}(S)$ such that, for any state η :

1. If p is the atomic expression $v+$, then let us consider the state $\eta' = \eta[v \leftarrow (\eta(v) + 1)]$: If $\eta \rightarrow \eta'$ is a transition of \mathcal{S} then $\eta \overset{p}{\rightsquigarrow} \{\eta'\}$.
2. If p is the atomic expression $v-$, then let us consider the state $\eta' = \eta[v \leftarrow (\eta(v) - 1)]$: If $\eta \rightarrow \eta'$ is a transition of \mathcal{S} then $\eta \overset{p}{\rightsquigarrow} \{\eta'\}$.
3. If p is the atomic expression $v := i$, then $\eta \overset{p}{\rightsquigarrow} \{\eta[v \leftarrow i]\}$.
4. If p is of the form $\text{assert}(e)$, if $\eta \models_N e$, then $\eta \overset{p}{\rightsquigarrow} \{\eta\}$.
5. If p is of the form $\forall(p_1, p_2)$: If $\eta \overset{p_1}{\rightsquigarrow} E_1$ and $\eta \overset{p_2}{\rightsquigarrow} E_2$ then $\eta \overset{p}{\rightsquigarrow} (E_1 \cup E_2)$.
6. If p is of the form $\exists(p_1, p_2)$: If $\eta \overset{p_1}{\rightsquigarrow} E_1$ then $\eta \overset{p}{\rightsquigarrow} E_1$, and if $\eta \overset{p_2}{\rightsquigarrow} E_2$ then $\eta \overset{p}{\rightsquigarrow} E_2$.
7. If p is of the form $(p_1; p_2)$: If $\eta \overset{p_1}{\rightsquigarrow} F$ and if $\{E_e\}_{e \in F}$ is a F -indexed family of state sets such that $e \overset{p_2}{\rightsquigarrow} E_e$, then $\eta \overset{p}{\rightsquigarrow} (\bigcup_{e \in F} E_e)$.
8. If p is of the form $(\text{while } e \text{ with } I \text{ do } p_0)$:
 - If $\eta \not\models_N e$ then $\eta \overset{p}{\rightsquigarrow} \{\eta\}$.
 - If $\eta \models_N e$ and $\eta \overset{p_0; p}{\rightsquigarrow} E$ then $\eta \overset{p}{\rightsquigarrow} E$.

Detailed comments about this definition can be found in Supplementary materials Appendix A.

4.3. Hoare triples

Similarly to Section 2, two assertions and one trace specification are used to constitute a Hoare triple for gene networks.

Definition 4.5. A *Hoare triple* for a GRN N is an expression of the form $\{P\} p \{Q\}$ where P and Q are assertions for N , called pre- and post-condition respectively, and p is a trace specification for N .

In practice P can describe a set of states where cells have been synchronised at the beginning of the experiment, for example all states for which the variable v has value zero ($P \equiv (v = 0)$), the trace specification p describes biologically ob-

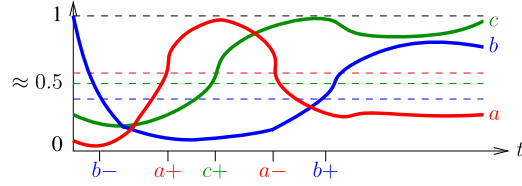


Fig. 3. A classical example of normalised expression profiles for three Boolean genes a , b and c resulting from an experimental campaign. Thresholds for each gene are tuned according to biological knowledge. Then the trace specification for this figure is $b^-; a^+; c^+; a^-; b^+$.

served dynamic processes, for example increase of the expression level of v ($p \equiv v^+$), and the postcondition also describes observations at the end of the experiment, for example all states for which the variable v has value one ($Q \equiv (v = 1)$), and so on.

More precisely we show in Fig. 3 a classical representation of expression profiles obtained after an experimental campaign. From our numerous case studies, it is a good heuristics to consider by default equidistributed thresholds (e.g. a threshold of 0.5 for Boolean genes). If necessary, some thresholds are tuned after discussing with biologists. Then, successive crossings between a gene profile and its threshold give directly the trace specification. In practice when two crossings are very close, a \exists statement is used ($\exists(x^+; y^+, y^+; x^+)$) and the other primitives of trace specifications are often introduced in order to mix together and generalise several observed trace specifications.

Whether or not the triple is satisfied by a given gene network N , will depend on its state transition graph, thus it will depend on the parameter values in \mathcal{K} .

Definition 4.6 (Semantics of a Hoare triple). Let $N = (V, M, E_V, E_M, \mathcal{K})$ be a GRN and let \mathcal{S} be the state graph of N whose set of vertices is denoted S . A Hoare triple $\{P\} p \{Q\}$ is satisfied if and only if:

For all $\eta \in S$ satisfying P , there exists E such that $\eta \xrightarrow{p} E$ and for all $\eta' \in E$, η' satisfies Q .

See Supplementary materials Appendix A for more details.

5. A Hoare logic for discrete models of gene networks

In this section, we define our *genetically modified Hoare logic* by giving the rule for each constructor of trace specifications (Definition 4.2). First, let us introduce a few conventional names to denote formulas that will be intensively used.

Notation 5.1. For each variable v of a GRN N , we conventionally use the following notations:

1. For each subset ω of $N^-(v)$ we denote by Φ_v^ω the following formula

$$\Phi_v^\omega \equiv \left(\bigwedge_{m \in \omega} \overline{\varphi_m} \right) \wedge \left(\bigwedge_{m \in N^-(v) \setminus \omega} \varphi_m \right)$$

where $N^-(v) \setminus \omega$ stands for the complementary subset of ω in $N^-(v)$.

From Definition 3.3, for all states η , $\eta \models_N \Phi_v^\omega$ if and only if $\omega = \rho(\eta, v)$, that is, ω is the set of resources of v at state η . Consequently, for each v , there exists a *unique* ω such that $\eta \models_N \Phi_v^\omega$.

2. We denote by Φ_v^+ the following formula

$$\Phi_v^+ \equiv \bigwedge_{\omega \subset N^-(v)} (\Phi_v^\omega \implies K_{v,\omega} > v)$$

From Definition 3.5, we have $\eta \models_N \Phi_v^+$ if and only if there is a transition ($\eta \rightarrow \eta[v \leftarrow v + 1]$) in the state graph \mathcal{S} , that is, if and only if the variable v can increase.

3. We denote by Φ_v^- the following formula

$$\Phi_v^- \equiv \bigwedge_{\omega \subset N^-(v)} (\Phi_v^\omega \implies K_{v,\omega} < v)$$

Similarly, $\eta \models_N \Phi_v^-$ if and only if the variable v can decrease from the state η in the state graph \mathcal{S} .

See Section 6 where examples of these formulas are given.

Our Hoare logic for discrete models of gene networks is then defined by the following inference rules, where v is a variable of the GRN and $k \in [0, b_v]$.

1. Rules encoding Thomas discrete dynamics.

$$\text{Increase: } \frac{}{\{ \Phi_v^+ \wedge Q[v \leftarrow v+1] \} v+ \{Q\}}$$

$$\text{Decrease: } \frac{}{\{ \Phi_v^- \wedge Q[v \leftarrow v-1] \} v- \{Q\}}$$

2. Rules coming from Hoare logic. These rules are similar to the ones given in Section 2. Obvious rules for the expression $\text{assert}(\Phi)$, and for the quantifiers, are added:

$$\text{Assert: } \frac{}{\{ \Phi \wedge Q \} \text{assert}(\Phi) \{ Q \}}$$

$$\text{Universal quantifier: } \frac{\{P_1\} p_1 \{Q\} \quad \{P_2\} p_2 \{Q\}}{\{P_1 \wedge P_2\} \forall(p_1, p_2) \{Q\}}$$

$$\text{Existential quantifier: } \frac{\{P_1\} p_1 \{Q\} \quad \{P_2\} p_2 \{Q\}}{\{P_1 \vee P_2\} \exists(p_1, p_2) \{Q\}}$$

$$\text{Assignment: } \frac{}{\{Q[v \leftarrow k]\} v:=k \{Q\}}$$

$$\text{Sequential composition: } \frac{\{P_1\} p_1 \{P_2\} \quad \{P_2\} p_2 \{Q\}}{\{P_1\} p_1; p_2 \{Q\}}$$

$$\text{Iteration: } \frac{\{e \wedge I\} p \{I\} \quad \neg e \wedge I \Rightarrow Q}{\{I\} \text{ while } e \text{ with } I \text{ do } p \{Q\}}$$

$$\text{Empty trace: } \frac{P \Rightarrow Q}{\{P\} \varepsilon \{Q\}}$$

3. **Boundary axiom** asserting that all values stay between their bounds, for each $v \in V$ and $\omega \subset N^-(v)$:

$$0 \leq v \wedge v \leq b_v \wedge 0 \leq K_{v,\omega} \wedge K_{v,\omega} \leq b_v$$

Remark 5.2.

- $(\Phi_v^+ \Rightarrow v < b_v)$ can be deduced from the boundary axioms: Φ_v^+ implies that for ω corresponding to the current set of resources, $K_{v,\omega} > v$ and, using the boundary axiom $K_{v,\omega} \leq b_v$, we get $v < b_v$.
- Similarly, we have $(\Phi_v^- \Rightarrow v > 0)$.

These implications will be used in Section 6.

The conditional branching rule of the standard Hoare logic has not been reproduced here because the trace specification (if e then p_1 else p_2) is a shorthand for $\exists(\text{assert}(e); p_1, \text{assert}(\neg e); p_2)$. The conditional branching rule remains sound.

We prove in Supplementary materials Appendix B that this modified Hoare logic is sound and complete and we show that the weakest loop invariants can always be computed. This implies the decidability of the (partial) correctness of any genetically modified Hoare triple. More precisely, the proof strategy called *backward strategy*, already described at the end of Section 2, also applies here: It automatically computes the loop invariants and the weakest precondition W of the Hoare triple $\{P\} p \{Q\}$, and the implication $P \Rightarrow W$ is decidable.

Similarly to classical Hoare logic which reflects a *partial* correctness of imperative programs, the previous definition does not imply termination of *while* loops.

6. Illustrative examples

6.1. Alon's interpretation of the incoherent feedforward loop of type 1

In [9,10] Uri Alon and co-workers have studied the most common *in vivo* patterns involving at most four genes. Among them, even without considering feedback loops such as in [23], there are interesting patterns whose dynamics is less obvious than it seems. In particular they have emphasized the *incoherent feedforward loop of type 1*. It is composed by a transcription factor a that activates a second transcription factor c , and both a and c regulate a gene b . The gene a is an activator of b whereas the gene c is an inhibitor of b . There is a “short” positive action of a on b and a “long” negative action *via* c : a activates c which inhibits b . The left hand side of Fig. 4 shows such a feedforward loop. Supposing that both thresholds of actions of a are equal leads to a Boolean network since, in that case, the variable a can take only the value 0 (a has no action) or 1 (a activates both b and c). The right hand side of the figure shows the corresponding GRN with multiplexes: σ encodes the “short” action of a on b , whilst l followed by λ constitutes the “long” action.

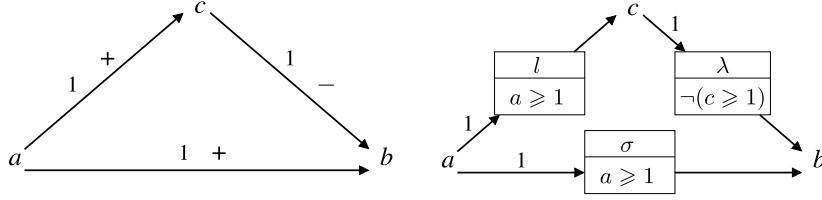


Fig. 4. (Left) Boolean “incoherent feedforward loop of type 1” according to Uri Alon. (Right) Corresponding GRN $N = (V, M, E_V, E_M, K)$. $V = \{a, b, c\}$ with $b_a = b_b = b_c = 1$. $M = \{l, \lambda, \sigma\}$, $\phi_l \equiv (a \geq 1)$, $\phi_\lambda \equiv (\neg(c \geq 1))$, $\phi_\sigma \equiv (a \geq 1)$. $K = \{K_a, K_c, K_{c,l}, K_b, K_{b,\sigma}, K_{b,\lambda}, K_{b,\sigma\lambda}\}$.

Classical interpretation: Uri Alon and many biologists have in mind that if a is equal to 0 for a sufficiently long time, both b and c will also be equal to 0, because b and c need a as a resource in order to reach the state 1. They also have in mind that the function of this feedforward loop is to ensure a transitory activity of b that signals when a has switched from 0 to 1. The idea is that a activates the productions of b and c , and then c stops the production of b .

In the following subsections, we revisit this affirmation via four different trace specifications, and we prove formally that the affirmation is only valid under some constraints on the parameters of the network, and only under the assumption that b starts its activity before c .

6.2. Is a transitory production of b possible?

The simple popular idea that b is activated and then the activation of c inhibits b is specified by the Hoare triple $\{P\} \mathcal{P}_1 \{Q_0\}$ where $P \equiv (a = 1 \wedge b = 0 \wedge c = 0)$, $\mathcal{P}_1 \equiv (b+; c+; b-)$ and $Q_0 \equiv (b = 0)$. The backward strategy using our genetically modified Hoare logic on this example gives the following successive conditions.

- The weakest precondition obtained through the last expression “ $b-$ ” is $\Phi_b^- \wedge Q_0[b \leftarrow b - 1]$ (Decrease rule):

$$\left\{ \begin{array}{l} \Phi_b^\emptyset \Rightarrow K_b < b \\ \Phi_b^\sigma \Rightarrow K_{b,\sigma} < b \\ \Phi_b^\lambda \Rightarrow K_{b,\lambda} < b \\ \Phi_b^{\sigma,\lambda} \Rightarrow K_{b,\sigma\lambda} < b \\ b - 1 = 0 \end{array} \right. \equiv \left\{ \begin{array}{l} (\neg\neg(c \geq 1) \wedge \neg(a \geq 1)) \Rightarrow K_b < b \\ (\neg\neg(c \geq 1) \wedge (a \geq 1)) \Rightarrow K_{b,\sigma} < b \\ (\neg(c \geq 1) \wedge \neg(a \geq 1)) \Rightarrow K_{b,\lambda} < b \\ (\neg(c \geq 1) \wedge (a \geq 1)) \Rightarrow K_{b,\sigma\lambda} < b \\ b - 1 = 0 \end{array} \right.$$

$$\text{which simplifies as } Q_1 \equiv \left\{ \begin{array}{l} b = 1 \\ ((c \geq 1) \wedge (a < 1)) \Rightarrow K_b = 0 \\ ((c \geq 1) \wedge (a \geq 1)) \Rightarrow K_{b,\sigma} = 0 \\ ((c < 1) \wedge (a < 1)) \Rightarrow K_{b,\lambda} = 0 \\ ((c < 1) \wedge (a \geq 1)) \Rightarrow K_{b,\sigma\lambda} = 0 \end{array} \right.$$

- Then, the weakest precondition obtained through the expression “ $c+$ ” is $\Phi_c^+ \wedge Q_1[c \leftarrow c + 1]$:

$$\left\{ \begin{array}{l} \neg(a \geq 1) \Rightarrow K_c > c \\ a \geq 1 \Rightarrow K_{c,l} > c \\ b = 1 \\ ((c + 1 \geq 1) \wedge (a < 1)) \Rightarrow K_b = 0 \\ ((c + 1 \geq 1) \wedge (a \geq 1)) \Rightarrow K_{b,\sigma} = 0 \\ ((c + 1 < 1) \wedge (a < 1)) \Rightarrow K_{b,\lambda} = 0 \\ ((c + 1 < 1) \wedge (a \geq 1)) \Rightarrow K_{b,\sigma\lambda} = 0 \end{array} \right. \text{ which simplifies as } Q_2 \equiv \left\{ \begin{array}{l} c = 0 \\ a < 1 \Rightarrow K_c = 1 \\ a \geq 1 \Rightarrow K_{c,l} = 1 \\ b = 1 \\ a < 1 \Rightarrow K_b = 0 \\ a \geq 1 \Rightarrow K_{b,\sigma} = 0 \end{array} \right. \text{ using the boundary axioms}$$

and Remark 5.2.

- Lastly, the weakest precondition obtained through the first “ $b+$ ” of the trace is $\Phi_b^+ \wedge Q_2[b \leftarrow b + 1]$ which simplifies as

$$Q_3 \equiv \left\{ \begin{array}{l} a < 1 \Rightarrow K_{b,\lambda} = 1 \\ a \geq 1 \Rightarrow K_{b,\sigma\lambda} = 1 \\ c = 0 \\ a < 1 \Rightarrow K_c = 1 \\ a \geq 1 \Rightarrow K_{c,l} = 1 \\ b = 0 \\ a < 1 \Rightarrow K_b = 0 \\ a \geq 1 \Rightarrow K_{b,\sigma} = 0 \end{array} \right.$$

Then, using the Empty trace rule, it follows that $P \implies Q_3$ i.e. $(a = 1 \wedge b = 0 \wedge c = 0) \implies Q_3$. After simplification we get correctness if and only if $K_{b,\sigma\lambda} = 1$ and $K_{c,l} = 1$ and $K_{b,\sigma} = 0$. So, under these three hypotheses and whatever the values of the other parameters, the system can exhibit a transitory production of b in response to a switch of a from 0 to 1.

6.3. Is a transitory production of b possible without increasing c ?

The previous trace specification \mathcal{P}_1 is not the only one reflecting a transitory production of b , there may be other realisations of this property. For example one can consider the trace specification

$$\mathcal{P}_2 \equiv (b+; b-).$$

With respect to this trace specification, the weakest precondition obtained through the last expression “ $b-$ ” is of course Q_1 as previously. Then, the weakest precondition obtained through “ $b+$ ” is

$$Q_4 \equiv \begin{cases} b = 0 \\ ((c \geq 1) \wedge (a < 1)) \implies ((K_b = 1) \wedge (K_b = 0)) \\ ((c \geq 1) \wedge (a \geq 1)) \implies ((K_{b,\sigma} = 1) \wedge (K_{b,\sigma} = 0)) \\ ((c < 1) \wedge (a < 1)) \implies ((K_{b,\lambda} = 1) \wedge (K_{b,\lambda} = 0)) \\ ((c < 1) \wedge (a \geq 1)) \implies ((K_{b,\sigma\lambda} = 1) \wedge (K_{b,\sigma\lambda} = 0)) \end{cases}$$

Q_4 is not satisfiable: It implies that each parameter associated with b is both equal to 0 and 1. The trace $(b+; b-)$ is not realisable (inconsistent weakest precondition).

6.4. The existence of the trace $(b+, c+, b-)$ does not imply a transitory production of b for all traces in the same gene network

When $K_{b,\sigma\lambda} = 1$, $K_{c,l} = 1$ and $K_{b,\sigma} = 0$, that is when trace $(b+, c+, b-)$ is realisable, this does not prevent from some other traces that *do not* exhibit a transitory production of b . For instance the simple trace specification $\mathcal{P}_3 \equiv c+$ leaves b constantly equal to 0, and the Hoare triple

$$\left\{ \begin{array}{l} a = 1 \wedge b = 0 \wedge c = 0 \wedge \\ K_{b,\sigma\lambda} = 1 \wedge K_{c,l} = 1 \wedge K_{b,\sigma} = 0 \end{array} \right\} c+ \{ b = 0 \}$$

is satisfied, as the corresponding weakest precondition Q_5 is clearly implied by the precondition.

$$Q_5 \equiv \Phi_c^+ \wedge Q_0[c \leftarrow c + 1] \equiv \begin{cases} c = 0 \\ a = 0 \implies K_c = 1 \\ a = 1 \implies K_{c,l} = 1 \\ b = 0 \end{cases}$$

6.5. Once a constantly equals 1, if c reaches level 1 before b , even transitorily, then no production of b is possible anymore

We prove this property by showing that the following triple is inconsistent, whatever the loop invariant I :

$$\left\{ \begin{array}{l} a = 1 \wedge b = 0 \wedge \\ c = 1 \wedge K_{b,\sigma\lambda} = 1 \wedge \\ K_{c,l} = 1 \wedge K_{b,\sigma} = 0 \end{array} \right\} \underbrace{\text{while } b < 1 \text{ with } I \text{ do } \exists(b+, b-, c+, c-)}_{\mathcal{P}_4} \{ b = 1 \}$$

The sub-trace specification $\exists(b+, b-, c+, c-)$ reflects the fact that a stays constant but b or c evolves. Thus, the *while* statement allows b and c to evolve freely until b becomes equal to 1.

Applying the Iteration rule, I has to satisfy $\neg(b < 1) \wedge I \implies (b = 1)$: This property is trivially satisfied whatever the assertion I , due to the boundary axioms. I has also to satisfy $\{b < 1 \wedge I\} \exists(b+, b-, c+, c-) \{I\}$ which gives via the existential quantifier rule:

$$Q_6 \equiv \begin{cases} (\Phi_b^+ \wedge I[b \leftarrow b + 1]) \vee (\Phi_b^- \wedge I[b \leftarrow b - 1]) \vee \\ (\Phi_c^+ \wedge I[c \leftarrow c + 1]) \vee (\Phi_c^- \wedge I[c \leftarrow c - 1]) \end{cases}$$

Consequently I must be any assertion such that

$$(b = 0 \wedge I) \implies Q_6$$

Let us denote P the precondition of the trace specification \mathcal{P}_4 . Applying the Empty trace rule, it results that I must also satisfy $P \implies I$. So, because $P \implies (b = 0)$, we have $P \implies (b = 0 \wedge I)$, which, in turn implies Q_6 . Moreover, let us remark that $Q_6 \implies (\Phi_b^+ \vee \Phi_b^- \vee \Phi_c^+ \vee \Phi_c^-)$. Consequently, if the Hoare triple of \mathcal{P}_4 is correct, then $P \implies (\Phi_b^+ \vee \Phi_b^- \vee \Phi_c^+ \vee \Phi_c^-)$ which is impossible because, if P is satisfied then

- Φ_b^+ is false, as $a = 1$, $c = 1$ and $K_{b,\sigma} = 0$ (indeed, Φ_b^+ implies $a = 1 \wedge c = 1 \Rightarrow K_{b,\sigma} > 0$)
- Φ_b^- is false, as $b = 0$ (Φ_b^- implies $b > 0$)
- Φ_c^+ is false, as $c = 1$ (Φ_c^+ implies $c < 1$)
- Φ_c^- is false, as $a = 1$, $c = 1$ and $K_{c,l} = 1$ (Φ_c^- implies $a = 1 \wedge c = 1 \Rightarrow K_{c,l} < 1$).

So, we have formally proved that when a is constantly equal to 1, as soon as c has reached the level 1, it becomes *never possible* for b to increase to 1.

As mentioned in the beginning of this section, this proof contradicts the *universality* of the *classical interpretation* of this incoherent feedforward loop of type 1. We believed interesting to use our genetically modified Hoare logic for synthesising the parameter values for which the presupposed function of the incoherent feedforward loop of type 1 can hold. In [9,10] the pulse of b in response of the switch of a is meant as a robust property. As formally established here, this robustness does not mean that the property holds for all parameter values, nor for the parameter values where the pulse can arise. As established in Subsections 6.4 and 6.5, it is necessary to ensure, in addition, that b will always increase *before* c in a robust manner.

6.6. About the scalability of the approach

The incoherent feedforward loop of type 1 example is of particularly small size for pedagogical reasons. We used our genetically modified Hoare logic on several examples including the classical epigenetic switch of λ phage [24] and, in cooperation with biologists, other examples of credible size such as the mucus production in *P. aeruginosa* [25], the circadian clock [26] or the cell cycle in mammals [27]. In all examples the computation of the weakest precondition takes less than one tenth of a second on a standard laptop (dual core, 2 GHz) [24,28]. What can take time is the resolution of constraints, varying from ten seconds to one day, depending on the chosen constraint solver and the problem under consideration (CTL based softwares require several days to model check all the possible sets of parameter values).

On the mammal cell cycle example, inspired by the model proposed by John Tyson in [29], we made a discrete model with 5 variables and 11 multiplexes. We obtained a set of 339,738,624 possible valuations, each model with 48 states and 26 parameters. From biological knowledge we extracted 12 trace specifications. After applying our Hoare logic method, 13 parameters were entirely identified (50%) and only 8,192 valuations remained possible according to the generated constraints (0.002%). Lastly additional reachability properties (endoreplication and quiescent phase) have been necessary to identify all parameters by formalizing them into temporal logic. For more details, see [27] in which the obtained discrete model has then been extended into a hybrid model with real time behaviour.

7. Related works

One of the main motivations for the introduction of formal methods in discrete modelling of gene networks (or any complex system) is the *automation of parameter identification*. Our genetically modified Hoare logic is entirely dedicated to this problem of parameter identification for discrete gene networks. There are other formal methods which address this question, which we summarize briefly in this section.

The first approaches based on Thomas modelling used hand-made identification. They used known mathematical properties on circuits² in order to reduce the number of admissible parameter values and then, René Thomas and Marcelle Kaufman used simulations on a “trial and error” method [32,33]. Later on, simulation softwares helped systematic simulations, mainly the Hidde de Jong et al. system GNA [34] and the Denis Thieffry et al. system GINsim [35] that also include some tools for the determination of invariants. On biological systems where sufficient biological knowledge drastically limits the possible parameter values, approaches purely based on simulations remain efficient [36]. See also the article of Jasmin Fisher and Thomas Henzinger [37] for a complementary survey on simulation and mathematical models for biology.

The first use of the power of formal methods really comes with temporal logics and CTL model checking with our software SMBioNet [2]. Later on, GNA also included some aspects of CTL model checking and Alexander Bockmayr and Heike Siebert [38] introduced timed automata using UPPAAL. Mirco Giacobbe et al. [39] proposed a simplified (synchronous and deterministic) dynamics for gene networks, and a modified LTL model checking allowed for efficient generation of constraints on parameters. With respect to the general asynchronous and non deterministic dynamics, constraint solving introduced by Laurent Trilling and co-workers efficiently complemented the CTL temporal logic approach [4,5] as well as symbolic execution techniques [3] introduced by Pascale Legall and co-workers. More detailed descriptions of these methods and their variants can be found in [40,25]. These approaches fully take benefit from biological expertise, formalizing knowledge into temporal formulas but they need a large interpretation capacity of the experimental observations. This was our motivation to introduce Hoare Logic which uses trace specifications directly extracted from experiments.

Following the same motivation, Heike Siebert and co-workers [41] encoded time-series measurements into CTL formulas. Their approach is able to take into account partially known time-series measurements using repeatedly encapsulated *EF*

² An observed homeostasy is necessarily generated by a so-called negative circuit and a notion of “characteristic states” provides necessary inequalities on parameter values. Similarly, an observed multistationarity is necessarily generated by a so-called positive circuit in the gene network and characteristic states of positive circuits play a similar role. For more results about circuits, oscillations and attraction basins, see [17,30,31] among others.

statements. Then, they use softwares such as *SMBioNet* in order to identify the parameters. The price to pay is a huge computation time to identify the parameters, compared to constraint solving. Also, compared to our Hoare Logic, neither assignment, nor quantifier nor iteration are possible. Notice that although Siebert's approach is based on a modal logic, a procedure based on tableau semantics [42,43], does not apply because the objective of using time-series from biological experiments is, similarly to our approach, to extract *constraints* on the Thomas parameters; it is not to prove the satisfiability of the considered time-series.³

On the semantic side, Definition 4.4 is in fact rather natural and similar ideas have been used by David Peleg and by Matthew Hennessy for concurrent systems in computer science [44,45] where the authors defined a mathematical semantics for concurrent propositional dynamic logic. Our definition has a slightly different treatment of quantifiers, disjunctions and conjunctions in order to cope with the biological meaning of non-determinism.

Last but not least, whatever the aforementioned formalism, there is no possibility to model an intervention of the biologist *during* the experiment. Knockouts of genes are typical examples of such interventions. In our formalism they are easy to express in trace specifications, using assignment expressions (such as $v := 0$). They are not directly expressible in the other formalisms, including CTL or LTL, because the logic formulas they consider are by definition satisfied (or not) according to the paths *within a given model*. Indeed, a model of any of the aforementioned formalisms is, to some extent, based on the exhaustive set of transitions between states that can be triggered in “normal” conditions, that means without any external intervention. Consequently, such interventions do not correspond to transitions of the model. Because the semantics of temporal logics is defined on paths within the model (sequences of transitions inside the model), these logics cannot directly address external interventions.

Let us additionally remark that Patrick and Radhia Cousot's abstract interpretation [14] subsumes the Hoare logic, so a natural question is *should we use genetically modified abstract interpretation instead of genetically modified Hoare logic?* The technical point is that the dynamics of Thomas networks is formalized in an easy way using Hoare inference rules, whereas abstract interpretation would make things more complicated. The empirical point is that Hoare triples facilitate discussions with biologists because trace specifications cope very well with classical normalised expression profiles obtained experimentally, see Section 4.3 and Fig. 3.

8. Conclusion

In this paper, based on the discrete Thomas framework, we have developed a trace specification language that easily captures experimental observations of biologists when they study a gene network. This language can also take into account the possible interventions of the biologist during the experiments. Based on Hoare logic and Hoare triples as well as Dijkstra weakest precondition calculus, we have developed an automatic extraction of constraints that fully characterizes under which conditions a Thomas model is compatible with these experimental observations. The proposed approach has the advantage of being simple, leading to an efficient algorithm that depends only on the size of the trace specification (and not on the size of the gene network), without requiring simplifications.

As a consequence of our theorems, when a genetically modified Hoare triple is correct, we are always able to automatically generate all the weakest loop invariants and to build a *syntactic proof tree* that establishes the correctness.⁴ In other words, the assertion language of Definition 4.1 is expressive enough to ensure the *purely logical* soundness and decidability of our genetically modified Hoare logic with *while* loops and quantifiers. This is an important step towards a systematic exploitation of the numerous gene expression traces available in biological databases.

One may easily imagine similar works for many applications besides gene networks. When modelling any complex system, the cornerstone lies, whatever the application domain, in the identification of the parameters. Hoare logic was initially designed for proofs of imperative programs. In this paper, we divert this approach for exhibiting constraints on parameters of gene network models. One can imagine several other adaptations for several types of discrete complex systems, the key point is to extract from the considered underlying modelling framework, a first order formula that characterizes the conditions under which a transition exists.

Acknowledgements

The authors thank the French National Agency for Research (ANR-14-CF09-0011 *HyClock* project) for its support. This work has also been partly supported by the ANR-10-BLANC-0218 *BioTempo* project, by the CNRS PEPiI project *CirClock* and by the European PHC PROCOPE project *TiGeRNet*.

Appendix. Supplementary material

Supplementary material related to this article can be found online at <https://doi.org/10.1016/j.tcs.2018.02.003>.

³ Notice also that, although both Dijkstra weakest precondition algorithm and the tableau procedure for LTL go backwards, they are intrinsically different. In particular, in the Hoare approach as well as ours, the size of the formulas built by the Dijkstra algorithm increases up to the final constraint, contrarily to tableau procedure that builds a sequence of decreasing sub-formulas of the considered formula.

⁴ Assuming that the path specification terminates.

References

- [1] R. Thomas, Regulatory networks seen as asynchronous automata: a logical description, *J. Theoret. Biol.* 153 (1991) 1–23.
- [2] G. Bernot, J.-P. Comet, A. Richard, J. Guespin, Application of formal methods to biological regulatory networks: extending Thomas' asynchronous logical approach with temporal logic, *J. Theoret. Biol.* 229 (3) (2004) 339–347.
- [3] D. Mateus, J.-P. Gallois, J.-P. Comet, P. Le Gall, Symbolic modeling of genetic regulatory networks, *J. Bioinform. Comput. Biol.* 5 (2B) (2007) 627–640.
- [4] E. Fanchon, F. Corblin, L. Trilling, B. Hermant, D. Gulino, Modeling the molecular network controlling adhesion between human endothelial cells: inference and simulation using constraint logic programming, in: *CMSB, 2004*, pp. 104–118.
- [5] F. Corblin, S. Tripodi, E. Fanchon, D. Ropers, L. Trilling, A declarative constraint-based method for analyzing discrete genetic regulatory networks, *Biosystems* 98 (2) (2009) 91–104.
- [6] C. Hoare, An axiomatic basis for computer programming, *Commun. ACM* 12 (10) (1969) 576–585.
- [7] E.W. Dijkstra, Guarded commands, nondeterminacy and formal derivation of programs, *Commun. ACM* 18 (1975) 453–457.
- [8] A. Bernot, *Genome Transcriptome and Proteome Analysis*, John Wiley & Sons, 2004.
- [9] S. Shen-Orr, R. Milo, S. Mangan, U. Alon, Network motifs in the transcriptional regulation network of *Escherichia coli*, *Nat. Genet.* 31 (2002) 64–68.
- [10] R. Milo, S. Shen-Orr, S. Itzkovitz, N. Kashtan, D. Chklovskii, U. Alon, Network motifs: simple building blocks of complex networks, *Science* 298 (2002) 824–827.
- [11] W. Hatcher, A semantic basis for program verification, *J. Cybern.* 4 (1) (1974) 61–69.
- [12] A. Blass, Y. Gurevich, Inadequacy of computable loop invariants, *ACM Trans. Comput. Log.* 2 (1) (2001) 1–11.
- [13] P. Cousot, R. Cousot, J. Feret, L. Mauborgne, A. Min, D. Monniaux, X. Rival, The ASTREE analyser, in: M. Sagiv (Ed.), *ESOP 2005 The European Symposium on Programming*, in: *LNCS*, vol. 3444, Springer, 2005, pp. 21–30.
- [14] P. Cousot, R. Cousot, Basic concepts of abstract interpretation, in: R. Jacquard (Ed.), *Building the Information Society*, Kluwer Academic, 2004, pp. 359–366.
- [15] S.A. Cook, Soundness and completeness of an axiom system for program verification, *SIAM J. Comput.* 7 (1) (1978) 70–90.
- [16] D. Kozen, J. Tiuryn, On the completeness of propositional Hoare logic, *Inform. Sci.* 139 (3) (2001) 187–195.
- [17] R. Thomas, R. d'Ari, *Biological Feedback*, CRC Press, 1990.
- [18] R. Thomas, M. Kaufman, Multistationarity, the basis of cell differentiation and memory. II. Logical analysis of regulatory networks in terms of feedback circuits, *Chaos* 11 (2001) 180–195.
- [19] Z. Khalis, J.-P. Comet, A. Richard, G. Bernot, The SMBioNet method for discovering models of gene regulatory networks, *Genes, Genomes and Genomics* 3 (Special Issue 1) (2009) 15–22.
- [20] R. Thomas, A. Gathoye, L. Lambert, A complex control circuit. Regulation of immunity in temperate bacteriophages, *Eur. J. Biochem.* 71 (1) (1976) 211–227.
- [21] R. Thomas, Logical analysis of systems comprising feedback loops, *J. Theoret. Biol.* 73 (4) (1978) 631–656.
- [22] E. Snoussi, R. Thomas, Logical identification of all steady states: the concept of feedback loop characteristic states, *Bull. Math. Biol.* 55 (5) (1993) 973–991.
- [23] B. Yordanov, G. Batt, C. Belta, Model checking discrete-time piecewise affine systems: application to gene networks, in: *Control Conference (ECC), 2007 European*, IEEE, 2007, pp. 2619–2626.
- [24] Z. Khalis, *Logique de Hoare et identification formelle des paramètres d'un réseau génétique*, Ph.D. thesis, University of Evry-Val d'Essonne, 2010.
- [25] G. Bernot, J.-P. Comet, H. Snoussi, Formal methods applied to gene network modelling, in: L. Farinas del Cerro, K. Inoue (Eds.), *Logical Modeling of Biological Systems*, in: *Bioengineering and Health Science Series*, ISTE & Wiley, ISBN 978-1-84821-680-8, 2014, pp. 245–289.
- [26] E. Cornillon, *Modèles qualitatifs de réseaux génétiques: réduction de modèles et introduction d'un temps continu*, Ph.D. thesis, Université Côte d'Azur, 2017.
- [27] J. Behaegel, J.-P. Comet, G. Bernot, E. Cornillon, F. Delaunay, A hybrid model of cell cycle in mammals, *J. Bioinform. Comput. Biol.* 14 (1) (2016) 1640001.
- [28] M. Folschette, *Application de la logique de Hoare aux réseaux de régulation génétique avec multiplexes*, Master's thesis, ECN, Nantes, France, 2011.
- [29] J. Tyson, B. Novak, Temporal organization of the cell cycle, *Curr. Biol.* 18 (17) (2008) R759–R768.
- [30] A. Richard, Negative circuits and sustained oscillations in asynchronous automata networks, *Adv. in Appl. Math.* 44 (4) (2010) 378–392.
- [31] A. Richard, J.-P. Comet, Necessary conditions for multistationarity in discrete dynamical systems, *Discrete Appl. Math.* 155 (18) (2007) 2403–2413.
- [32] M. Kaufman, J. Urbain, R. Thomas, Towards a logical analysis of the immune response, *J. Theoret. Biol.* 114 (4) (1985) 527–561.
- [33] R. Thomas, M. Kaufman, Multistationarity, the basis of cell differentiation and memory. I & II, *Chaos* 11 (2001) 170–195.
- [34] H. de Jong, J. Geiselmann, C. Hernandez, M. Page, Genetic network analyzer: qualitative simulation of genetic regulatory networks, *Bioinformatics* 19 (3) (2003) 336–344.
- [35] A. Gonzalez, A. Naldi, L. Sanchez, D. Thieffry, C. Chaouiya, Ginsim: a software suite for the qualitative modelling, simulation and analysis of regulatory networks, *Biosystems* 84 (2) (2006) 91–100.
- [36] R. Khoodeeram, G. Bernot, J.-Y. Trosset, An Ockham razor model of energy metabolism, in: P. Amar, F. Képès, V. Norris (Eds.), *Proc. of the Thematic Research School on Advances in Systems and Synthetic Biology*, EDP Science, 2017, pp. 81–101.
- [37] J. Fisher, T. Henzinger, Executable cell biology, *Nat. Biotechnol.* 25 (11) (2007) 1239.
- [38] H. Siebert, A. Bockmayr, Temporal constraints in the logical analysis of regulatory networks, *Theoret. Comput. Sci.* 391 (3) (2008) 258–275.
- [39] M. Giacobbe, C. Guet, A. Gupta, T. Henzinger, T. Paixao, T. Petrov, Model checking gene regulatory networks, in: *International Conference on Tools and Algorithms for the Construction and Analysis of Systems*, Springer, 2015, pp. 469–483.
- [40] G. Bernot, J.-P. Comet, C. Risso-de Faverney, *Regulatory networks*, in: B. Reisfeld, A. Mayeno (Eds.), *Computational Toxicology*, vol. II, Humana Press, USA, ISBN 978-1-62703-058-8, 2013, pp. 215–234.
- [41] H. Klarner, A. Streck, D. Šafránek, J. Kolčák, H. Siebert, Parameter identification and model ranking of Thomas networks, in: *Computational Methods in Systems Biology*, Springer, 2012, pp. 207–226.
- [42] M. Reynolds, A traditional tree-style tableau for LTL, CoRR, arXiv:1604.03962. URL <http://arxiv.org/abs/1604.03962>.
- [43] M. Bertello, N. Gigante, A. Montanari, M. Reynolds, Leviathan: a new LTL satisfiability checking tool based on a one-pass tree-shaped tableau, in: *IJCAI*, 2016, pp. 950–956.
- [44] D. Peleg, Concurrent dynamic logic, *J. ACM* 34 (2) (1987) 450–479.
- [45] M. Hennessy, *Algebraic Theory of Processes*, MIT Press, 1988.